

Life Onboard

MARELLA VOYAGER | NOVEMBER 2025 – OCTOBER 2026



Navigate, the
onboard app
that does it all

All-day
activities

See all the ways you can stay entertained onboard, from minigolf and quizzes during the day to West End-style productions and live music after dark.



MARELLA
CRUISES

Welcome onboard

And welcome to *Life Onboard*.

This handy guide's full of facts to help you get the most out of your time onboard and ashore. Inside, you'll find need-to-know cabin information, like how the minibar works and what's on our TV channels. We've included loads of details about our bar line-up, entertainment and shore excursions, too.

And that's not all. Head to page 6 to see all of our latest news. Plus, we tell you all about Navigate, our digital hub for onboard booking and touch-screen services - you'll also need to use Navigate to complete your safety drill, MyMuster, before we sail.

If you need anything at all while you're onboard, our Reception team are available around the clock - it's all part of the exceptional service that we're famous for. If you've been sailing with us for years, you'll know our home-from-home atmosphere is all thanks to our amazing crew.

Onboard for the first time? Well, you'll soon feel like part of the Marella Cruises family. So, if there's anything we can do to make your stay even more enjoyable, please pop along to Reception or dial 5555 from your cabin phone.

Happy sailing.



Chris Hackney
Managing Director, Marella Cruises

Meet the team

Product and Content Manager: Nicola West

Cruise Product Executive: Kelly Martin

Senior Product Manager: Olivia King

Revenue Manager: Rich Meredith-Leach

Destination Services Manager: Olivia Vallejos

Editor-in-Chief:

Sophie Heward

Writer: Olivia Torre

Photography Editor: Faye Delahunt

Art Editors: Janine Common & Sarah Wilson

Production Editor: Louise Bett



Staying safe and healthy abroad

The Foreign, Commonwealth & Development Office (FCDO) and National Travel Health Network and Centre have up-to-date advice on staying safe and healthy abroad.

For the latest general FCDO travel advice, including security and local laws, plus passport and visa information, check gov.uk/travelaware and follow x.com/FCDOtravelGovUK and facebook.com/FCDOtravel

See FCDO travel advice about individual destinations and sign up for FCDO travel advice email alerts, so you automatically receive the latest travel advice updates and travel requirements for the destinations you want to know about, at gov.uk/foreign-travel-advice

For travel advice from TUI, see tui.co.uk/destinations/info/travel-aware

For current travel health news, see travelhealthpro.org.uk

Advice can change, so check regularly for updates.

12

Day-to-night entertainment

Find out what's on, from sunrise to sunset. Quizzes, game shows, minigolf, dance classes and craft sessions are just a taste of our entertainment line-up.



15

Customise your cruise

Surprise someone, or treat yourself to extras like behind-the-scenes tours and Champagne breakfast in bed.



16

What to do ashore

See more of the world on one of our shore excursions. We've got everything from boat trips in St Lucia to Italian city tours.

Contents

A complete guide to your cabin and TV guide	04
What's new	06
Life behind the lens	07
Food for all moods	08
Sip at sea	10
Day-to-night entertainment	12
Fun for all the family	14
Customise your cruise	15
What to do ashore	16
Pure pampering	18
Capture your cruise memories	19
Bag a bargain	19
Make things easy with Navigate	20
Sea you again soon	22
Sustainability at Marella Cruises	24
Safety Onboard	26
Ship facts	28





Balcony Junior Suite
cabin with Suite Service
on Marella Voyager

A complete guide to your cabin

Getting to know the ins and outs of your cabin is all part of the fun of cruising. Here's a breakdown of everything you need to know about your home on the high seas...

First-time cruisers

If you've never cruised with us before, here's some need-to-know info that'll get you up to speed...

Cruise news

A copy of Cruise News is delivered to your cabin every evening, and a digital version's available on the Navigate app daily. It's a great way to find out what's happening the following day, with everything from port information and a weather forecast to a rundown of the onboard entertainment schedule.

Cruise card

Your cruise card - which doubles up as your cabin key - is used for getting on and off the ship, and for making onboard purchases. You'll also find your muster station printed on it - you need to go here to complete our emergency safety drill. You will be asked to present your card at the bar - even when ordering a drink that's included in your package - but don't worry, this is just for stock control. If you order a chargeable item that costs £50 or more, you'll be asked to sign a receipt.

Gangway protocol

You'll need your cruise card to get on and off the ship. Some ports might also require your passport, but we'll inform you if this is the case in Cruise News and the morning announcement. Just so you know, you won't be able to get off the ship until we've got port authority clearance, so we ask you only make your way to the gangway once we've made the announcement that you're free to head ashore.

Solo travellers

Our Guest Experience Co-ordinators organise events and get-togethers for all our solo travellers. You'll find details about what's on offer in your welcome letter. Cruise News has all the information about what events are going on each day, too.

Dress to impress

We also have our Dress to Impress night - it's the perfect opportunity to dress up to the nines, if you want to. Our main dining rooms pull out all the stops to make the night extra special, too.

Cabin lowdown

Telephone

If you want to call ashore from your cabin's phone, please ask Reception for more info. Calls are charged to your onboard account per minute, as soon as the call's answered - this includes answerphone messages.

Directory

Reception Desk: 5555
Room Service: 7300
Emergency: 999

Mobile phones

Depending on your provider, your mobile phone should work in port and while you're at sea. Just a heads-up, though, international roaming rates apply in port and prices are set by your operator.

Here's a breakdown of everything else you need to know about using your phone...

- To call the UK from your mobile phone, just drop the first 0 from the area code and replace it with 0044.
- You may be charged extra to use your regular call, text and data allowances when travelling in the EU and the European Economic Area, depending on your provider. When you're at sea, however, your phone will connect to the ship's system, which charges different rates.
- Our ship's system kicks in automatically once we lose the land-based signal. When this happens, you'll be connected to the maritime network provider Telenor, and this will be displayed on your phone.
- Calls made at sea are slightly more expensive than your normal roaming charges. For example, a call will cost around £1.50 to £2 a minute, depending on your network.
- All charges will appear on your normal mobile phone bill.

Safes

Every cabin on the ship comes with a safe where you can store all your valuables. They're free to use throughout your cruise.

Cruise card

When it's time for you to check out of your cabin, please remember to take your card with you - you'll need it to leave the ship for the final time.

Services

Reception

Reception's open 24/7 and getting in touch is easy - you can either visit them on Deck 5, or dial 5555 on your cabin's telephone.



Internet - Wi-Fi

If you fancy browsing the web while you're at sea, just connect to the ship's Wi-Fi. Speak to our Reception team to find out more about the Wi-Fi packages available, or head to the 'Internet' section on Navigate.

Housekeeping

Your Cabin Steward is there to make sure your cabin is spick and span. They'll visit twice a day to make the beds and tidy up, so if there's anything you need, just let them know. If you're happy to re-use your towels to help save water, please hang them up. If you'd rather have fresh ones, please leave them on the floor - that lets us know you want them replaced.

Laundry service

If you need any washing or ironing doing while onboard, our laundry team offer this service for a fee. There are several options available - details can be found on the information slips in your cabin.

Room service menu

Fancy eating from the comfort of your own cabin? We offer room service around the clock.



Scan the QR code and click Room Service to see what's on offer.

Minibar

If you fancy something to eat or drink while in your cabin, you can use our onboard app, Navigate, to order

chargeable snacks and drinks whenever you want.

How to order

1. Open the Navigate app
2. Click 'My Cabin'
3. Click 'Mini Bar Order Form'
4. Choose the drinks and snacks you want
5. These will then be delivered to your cabin during the next turn-down service.

Report a problem

If you have any issues with your cabin during your cruise, you can use Navigate to report them. On the app, click on 'My Cabin' and use the 'Report a Problem' section to let us know what's wrong and we'll sort the issue as soon as possible. You can track the status of your reported problem through the app, as well.

TV directory

Here's a list of things that are available on your cabin's TV...

Safety Video
Bridge Camera
Pool Camera
Cruise Director TV
Destination Services
Finishing Touches
Ship Navigation
BBC World News
BBC HD
Prime One
Movies Then
Movies Now
Family Channel
Room Service Menu
Special Events Channel 1
Special Events Channel 2



If there's anything else you'd like to know about your cabin, your Cabin Steward is happy to answer any questions. Alternatively, someone at Reception will be able to help.

What's new

– Keep up to date with the latest news from Marella Cruises...



Marella Discovery 2 goes adults-only
Relaxation's about to level up on Marella Discovery 2 - in winter 2026, it joins Marella Explorer 2 as an adults-only ship. Think extra peaceful poolside chills, romantic dinners and shows fit for a West End theatre, all in a child-free setting.

This ship will set sail from the Canary Islands in winter 2026, and then move to Malaga for April 2027. She'll sail from Dubrovnik over the summer season. If you fancy ticking off a bunch of European gems on a holiday that's just for adults, set your sights on Marella Discovery 2.



Our onboard service comes with the **Good Housekeeping Reader Recommended** stamp of approval.

New tastes to try

Our brand-new British restaurant - Piccadilly's - is now serving a whole host of traditional dishes that you know and love across the Marella fleet.



Whether you try a roast dinner or a steak and ale pie, you'll get that comforting feeling of home whenever you visit.


Speaking of newbies, **Umi Sushi** is making its debut on Marella Voyager this season, taking the place of Platter. At this eatery, you can watch sushi being prepped and rolled right in front of your eyes. Just so you know, there's a charge to dine here and you'll need a reservation.

Brightening up the buffet

Our main buffet's had a little menu glow-up. You can now get made-to-order salads for your lunch, and tuck in to weekly afternoon teas themed around two of life's biggest pleasures - cheese and chocolate.



Tackle our interactive Play Wall
Gamers, listen up - our Play Wall on Marella Discovery 2 is the perfect place to put your speed, precision and coordination skills to the test. There are 28 activities to try, from penalty shootouts to family-friendly games.





Did you know, the funky zebra mascot on Marella Voyager was voted for by you? We shared some animal ideas with our Instagram followers and let them decide our winner. Your snaps, posts and votes make us one big family at sea. See you onboard - and online!

Life behind the lens

Behind every sun-kissed sea view and sunset cocktail snap on Marella Cruises, you'll find us - your Marella social crew. We're a small but mighty team that bridges ship and shore, capturing over a hundred moments a week. From videos and reels to behind-the-scenes peeks and poolside boomerangs, we work around the clock to bring content to your feeds. Sometimes that means waking up at crazy hours to chase the sunrise, setting up tripods on top deck, or sneaking into every nook of the ship to get the perfect shot.

Our mission? To bring the magic of your cruise to life online, so you can relive your best holiday moments and get inspired for your next adventure - one scroll-stopping post at a time.

Our social story in stats:

- 3 social media experts
- 4 major shoots onboard every year
- 250+ pieces of content every month
- 85% positive sentiment from our social media community
- 24k TikTok followers since January 2024
- 157k Facebook fans, 71k Instagram followers

Why your snaps matter

We can't be everywhere at once - as much as we'd love to - so we count on you to help tell the Marella story. When you tag us or share your snaps to Marella Moments, you bring onboard moments to life.



Tag us & share

Got a poolside pic you love?

A sunset reel that makes you smile? Tag us and you might spot your snap on our socials. Follow us for crew fun, port secrets, and behind-the-scenes peeks too.

📷 Instagram: @marellacruises

📘 Facebook: Marella Cruises

🎵 TikTok: @marellacruises

Or visit our Marella Moments website to share - we love featuring your holiday highlights!



Snap like a pro

We've picked up a trick or two from life behind the lens, so here's a trick or two for capturing your best Marella moments.

Pick your frame - portrait works best for stories and reels. Switch to landscape for wider shots.

Zoom smart - stick to 1x or 0.5x for crisp close-ups or wide scenic views.

Keep it steady - hold your phone with both hands or rest it on a solid surface for steady shots.

Play with light - tap your screen and slide up or down to adjust brightness - great for sunrises or low light.

Food for all moods

Whether you're after a quick snack in-between sunbathing, cutting-edge Asian cuisine, or a juicy steak, the onboard restaurants have all corners covered.



The Kitchens

If you're a Marella Cruises regular, you'll likely be used to buffet-style dining. On Marella Voyager, though, things look a little different. Enter: The Kitchens, the ship's food hall, made up of eight eateries serving everything from Greek-style pittas to Asian curries.

Here's what you can look forward to...

- BamBoo** for noodles
- Athena's** for Greek-style pittas and gyros
- The Banyan Leaf** for Asian curries and rice dishes
- The Pastry Crust** for classic pies and mash
- Gravy Boat** for traditional roast dinners
- The Dressed Leaf** for salads
- Cherry on Top** for ice-creams and sweet treats
- The Pantry** for grab-and-go sandwiches

Silver Fork - Deck 5

This speciality restaurant's another Marella Voyager exclusive. The menu lines up a stack of British favourites like beef wellington, all with an up-to-date flare - plus, you can opt for a seven-course tasting menu with wine pairings. Silver Fork will play host to our Musical Afternoon Tea, too. There's a charge to dine here, and we recommend you make a reservation in advance. As for the dress code, it's Smart.

Latitude 53 - Deck 5

The main waiter service restaurant serves crowd-pleasing favourites for breakfast, lunch and dinner, and you can pick dishes from our "Treat yourself" menu, if you fancy. They add a little something extra to your meal, and they're chargeable - they include the likes of steak and lobster. This restaurant has a Casual dress code during the day, and Smart in the evening.

Vista - Deck 6

Vista transforms into a contemporary Italian after dark, where you can get regional favourites made with authentic ingredients. There's a Smart dress code here, and if you're feeling fancy, it has a signature carbonara dish that you can pay a little extra for - your pasta's tossed in a parmesan wheel and cooked to perfection.

Piccadilly's - Deck 6

Piccadilly's is the new kid on the block - or, at least, the new kid in our main



dining room. This restaurant rustles up a twist on British favourites, giving you a taste of home from wherever you are in the world. The dress code here is Smart.

Surf & Turf Steakhouse - Deck 7

This place does what it says on the tin, specialising in all things meat. The menu stars various cuts of steak, including the Porterhouse for two. Or, you can create your own surf and turf with a selection of meats and seafood. This is one of the ship's speciality restaurants, so there's a charge to dine here - plus, we recommend you book in advance on Navigate, or on one of the kiosks. Also, there's a Smart dress code.

Kora La - Deck 7

You'll feel like you've switched continents when you dine at this Marella Cruises favourite. Oriental-style decor's paired with a pan-Asian menu that lines up everything from gyozas and dumplings to curries and bespoke dishes created by Master Chef Ian Pengelley. Look out for our new Thali option - an Indian-style meal made up of a selection of dishes served on a platter. There's a charge to dine here, and pre-booking is recommended. Kora La follows our Smart dress code.



Umi Sushi - Deck 7

Food's prepped right in front of your eyes at this place - think ramen, sushi boxes and hot bites like katsu chicken wings and steamed bao buns. It's open for evening meals, there's a charge to dine here and the dress code's Smart. We recommend you make a reservation.

Snack Shack - Deck 11

If there's any eatery that knows how to make you feel like you're on holiday, it's Snack Shack. This place is laid out like British-inspired beach huts. As such, you can look forward to grab 'n' go lunches, like sandwiches, burgers and salads. The Beachwear dress code applies here.

Top tip:
Our children's menus are available in all of our waiter service and speciality restaurants* - so little ones can dine wherever you fancy.

Abuela's - Deck 11

This eatery's open for lunch and dinner, and lines up a menu of classic Mexican options made with authentic ingredients. Tacos, burritos and nachos are all up for grabs, and you'll find a great range of vegan and veggie options. Abuela's follows our Casual dress code.



Nonna's - Deck 11

This laidback pizzeria lets you pick your favourite toppings and ingredients to create your very own pizza and pasta dishes. It's open for lunch and dinner, and there's a Casual dress code.



The dress code

We have three dress codes across our restaurants. Beachwear is a come-as-you-are affair - bikinis and trunks are fine, but please wear something on your feet. Casual, meanwhile, means you should wear the likes of tops and shorts or a sundress.

Then you've got Smart, meaning you'll need to dress up a little bit. You can wear shirts or polo shirts, trousers or tailored shorts, skirts or dresses, smart trainers, shoes or sandals. We ask that you don't wear sportswear, flip-flops or non-tailored shorts when a venue has the Smart dress code.

We also have our Dress to Impress night - it's the perfect opportunity to dress up to the nines, if you want to. Our main dining rooms pull out all the stops to make the night extra special, too.

*Just so you know, there's a charge to dine in our speciality restaurants, and families will need to book in advance.

Sip at sea

Flutes - Decks 5 & 6

If you're after something bubbly, Flutes is the bar for you. You can sip glasses of Champagne* or Prosecco while listening to the sounds of a pianist. Plus, there are handy 'press for bubbles' buttons dotted around.

The Arts House - Deck 6

This art-themed bar's unique to Marella Voyager. You can play shuffleboard or get stuck in to some arts and crafts here in the daytime. Come evening, live singers and musicians take over entertainment duties.

The Coffee Port - Deck 6

Overlooking the atrium, The Coffee Port is the place to head for your morning caffeine fix. It serves freshly brewed Lavazza coffee in a laidback setting. Meanwhile, cool-down drinks come courtesy of iced coffees. The drinks in The Coffee Port are part of the Premium All Inclusive package*.

Aperitif - Deck 7

Thanks to its location, Aperitif is a great place to go before or after a meal at one of our speciality restaurants. Its drinks menu, meanwhile, features everything from Prosecco and spirits to cocktails and non-alcoholic options.



Squid & Anchor - Deck 7

With the full range of drinks, this venue's well-stocked for every occasion. And there are comfy sofas and armchairs to sink into. On the entertainment front, expect everything from live music and game shows to pub quizzes and karaoke.

The Exchange - Deck 8

This adult's only bar's hidden away, and once you've found it, you won't want to leave. The menu's full of unique cocktails that you won't find elsewhere on the ship, and in the evenings, you can expect live music and immersive entertainment. Just so you know, some of these evenings cost a little extra, and you'll have to pre-book.

The Summer House - Deck 11

The Summer House sits between Nonna's and Abuela's, serving up the likes of Mexican and Italian cocktails and cold beers. It's got an indoor space with a retractable roof, plus an open-air area with top-notch views. You can expect occasional low-key live music, too.

The Electric Rooms - Deck 12

If you're up for a boogie, The Electric Rooms up on Deck 12 is the place to be. It has a light-up dancefloor, a stellar drinks menu and even a casino area where you can play blackjack and roulette. Make sure you've warmed up your vocal cords, because you'll sometimes find silent discos in here, too.

All in

Good news - Marella Voyager is All Inclusive as standard, which means most of your drinks are included. Here's what you get as standard...

- Selected draught and bottled beers and ciders
- Cocktails including Black Russians, Mai Tais and daiquiris
- Selected gins, vodkas, rums and tequilas
- Selected whisky and brandy
- Aperitifs, liqueurs, ports and sherries
- Wine and Prosecco by the glass
- Soft drinks and juices by the glass
- Hot drinks*

Go premium

For a little extra, you can upgrade to our Premium All Inclusive package. It's free for children aged 12 and under. You'll get all the All Inclusive drinks above, as well as these extras...

- Coffee made with top-quality Lavazza ingredients
- Premium cocktails shaken by our bartenders
- Top-shelf spirits, including Grey Goose vodka and Hendrick's gin
- Additional beers and ciders, such as Strongbow Dark Fruit and Lagunitas IPA

Just so you know, you may need to substitute these drinks for other brands from time to time. If you can't find your favourite drink, speak to a member of our bar team - they'll be happy to help.



*Hot drinks from The Coffee Port and premium cocktails are not included in the standard All Inclusive package. Room service is excluded from the drinks package and is charged as listed to your account. Cigarettes aren't included in the package - they can be bought in shops onboard. Drinks served between 02:00 and 10:00 will be charged to your account. Your drinks package is valid until you leave the ship at the end of your cruise. You can only order one drink per person at a time and you need to show your boarding/account card to the drinks server for every drink you order. Alcoholic drinks will only be served to guests aged 18 or over, or 21 and over on USA sailings. If you want to order a drink for another passenger who isn't part of your drinks package your account will be charged at the listed price. Please note refunds can only be given on the day you buy the drinks package. *Sharer cocktails not included.

Crane Beach, Barbados



Island life awaits on a Barbados cruise

Start your next cruise from Barbados and say hello to exotic isles including Dominica, Antigua and St Lucia.

BARBADOS

VOYAGER

ENTERTAINMENT



Day-to-night entertainment

When you're not exploring ashore, there's plenty to keep you busy onboard. You'll find the daily schedule on the Navigate app. Here's a taste of what to expect.

Daytime

Whether you want to burn some energy, get creative or treat yourself to a bit of serious R&R, our daytime activity line-up's got things covered.

Get active

Challenge the family to a game of minigolf, join a dance class, or zip around our Running Track.

Quizzes

Join in with a spot of poolside trivia, or put your knowledge to the test during one of our interactive game shows.

Create and taste

Head to The Arts House for an arts and crafts session, or brush up on your culinary knowledge at a cookery demonstration.



Night-time

Come sunset, you can look forward to everything from live music and professional shows to open-air movies and pub quizzes.

Show time

The Broadway Show Lounge is the place to be for West End-style productions. There are two performances scheduled each night.

Music

If you fancy a dance, head to The Electric Rooms - it plays host to silent discos and themed nights. Plus, there's live music in The Arts House.



Relax

Book yourself in for a massage or a treatment at the spa and beauty salon. Or, kick back on a sunlounger at The Veranda.



Something different

Cosy up for Movies by Moonlight, or step back in time at our speakeasy bar, The Exchange. Quizzes and karaoke are on the agenda at Squid and Anchor. And if you fancy a flutter, there's always the casino.

Fun for all the family

From a fun-packed kids' club to a tailored-to-teens hangout, here's how we cater for all the family...

Gamer Zone - Deck 6

Everyone can play games at the aptly named Gamer Zone. It's fully stocked with a variety of machines.

M Club - Deck 9

This free kids' club splits its sessions by age group during high season. Children aged 3 to 7 can get to know our exclusive characters, as well as join in with science sessions, movie nights and chocolate parties. Meanwhile, 8 to 11-year-olds are treated to theatre shows, discos and fun history lessons.

Mini M Club - Deck 9

Parents can play and learn with their tots at Mini M Club. This space is designed for little ones aged between 6 months and 3 years, and once a day, there's an hour-long sensory play session run by M Club hosts.

Minigolf - Deck 12

The whole family can practice their putting skills on this sea-view minigolf course. Head to Deck 12 to unleash your competitive side.

Hideout - Deck 12

Older kids and teens can retreat to this dedicated hangout. It's stocked with games consoles and a TV for movie screenings. During high season, there are some activities on offer, too, like game shows and discos.

Summer holidays

In the summer holidays, family fun's cranked up a notch with the Marella Family Funfair and the Marella Mash-up! Gameshow.

Top tips



Special kids' menus are available onboard. But if your youngsters fancy something from the main menu, there are often **smaller portions** up for grabs - just ask your waiter.

If you don't want to stray too far from the pool, **Snack Shack** is a great casual option for lunch. Little ones in need of a sugar fix? There's ice cream on offer in **The Kitchens** at lunchtime.

We understand a full-day excursion can be tiring for younger kids. That's why we offer **half-day tours** in lots of our ports of call. Plus, our Destination Services team will let you know which excursions are best for families.

Our bartenders can whip up a **top mocktail**, so the kids don't feel left out when you're enjoying a cocktail, or two.

M Club often puts on **evening sessions**, which are open to all children aged 3 to 11.



M POP

Learn the latest trendsetting moves during this new family-friendly dance show. It's hosted concert-style, and shines a spotlight on the most popular TikTok viral dance crazes. These sessions run throughout the high season, and every member of the family's welcome to come along and let loose.

Customise your cruise

Fancy surprising someone, or just want to treat yourself? There are plenty of ways you can do it - pick from the options below, or talk to our Guest Experience Co-ordinator or Reception and we'll do the rest.

Get your personal message in Cruise News

Surprise a loved one by having a personal message added to Cruise News. Speak to the Guest Experience Co-ordinator or Reception for more details.

Cut the cake

No celebration is complete without a cake. Your Guest Experience Co-ordinator can arrange for one to be presented to you after a meal in one of the restaurants.

Clink glasses in your cabin

You can have a bottle of sparkling wine or Champagne, glasses and an ice bucket delivered to your cabin.

Say it with flowers

Brighten up your loved one's day by arranging for the delivery of a bouquet of flowers. This package is subject to availability.

Breakfast like an A-lister

Start your day the VIP way with a Champagne breakfast in bed. This includes a Continental breakfast selection, a bottle of Champagne, and some chocolate truffles.

Celebrate in style

The Celebrate in Style package raises the bar even higher. It includes a bottle of Champagne, flowers and chocolate truffles delivered to your cabin. Plus, you'll get a Continental breakfast in bed, a Cruise News announcement, a celebration cake and a professional photo.

Go behind the scenes

The Behind the Scenes tour whisks you off for a sneak peek of a working cruise ship, including the Bridge. For more information, and to sign up for this in-depth tour, visit Reception - be quick, spaces are limited.



Tailor-made treatment

If you'd like to create your own celebration package, our Guest Experience Co-ordinator can arrange this for you. Look out for the Guest Experience Desk opening times in Cruise News.

Celebrate your vows

Whether you've celebrated your first or your 50th wedding anniversary, there's no better excuse than a cruise to reaffirm your love with a Celebration of Vows. There are three packages to choose from - Silver, Gold and Platinum. You'll get a service, conducted by the ship's captain or a senior officer. And we'll sort touches like a bouquet, a sparkling wine toast, a photo and a bottle of Champagne, too.

Tour the bridge

We'll take you right to the navigational heart of the ship with a tour of the Bridge. You can chat with the team, while soaking up the best views onboard.



"We had a celebration of vows on this cruise and cannot fault it from start to finish. Erica was excellent keeping us informed and guiding us through the whole process. Captain Alan was great, put us at ease and was most sincere." *Annette and Kevin*

What to do ashore

Our shore excursions let you jump feet-first into a new destination without having to organise anything yourself, taking the hassle out of memory-making and giving you brand-new experiences.

With Marella Cruises, you can pick from loads of shore excursions led by our expert guides, to help you make the most of your precious time in port. Our teams test and review every single one of our tours, to make sure they're all top-notch. And we've teamed up with the best suppliers in each area to make sure things are ultra-reliable.

All you need to do now is pick a tour. We've got hundreds of top-quality shore excursions on our books, so you can take your pick from the crème de la crème. Have a look on Navigate for a full rundown, but remember that some of our trips have limited availability, so it's best to get in quick to secure your place.



Don't worry if any details of your cruise change at the last minute, or one of our tours gets held up - our team are always there to step in and sort things out.

Port showcase

We know your holiday time is precious. That's why our Destination Experiences team has made it easier for you to access all your shore excursion information - with a Port Showcase. You can watch this informative film on your cabin's TV.

Booking is easy

Our Destination Experiences team are experts on our programme and can help you out with any questions you might have about our ports.

If you want to book your own excursions, you can do just that at one of our 24/7 self-service kiosks. You'll find them

dotted around the ship. You can also sign up for shore excursions using Navigate, our free onboard app. Plus, we have the Cruise Holiday Store, where you can get ahead of the game and plan your next Marella cruise onboard.

If you pre-booked your shore excursions before your cruise, you can find your tour departure timings and information in your account on the kiosks, or in Navigate.

General information

It's important that you know all the details of our tours, so make sure you take a look at the Cruise Shore Excursions Terms and Conditions on the TUI website. They'll give you the lowdown on everything from dress codes, tour itineraries and transport to cancellations and refund policies.

Top Tours



Traditions of Madeira and cable car

Have a peaceful wander around Madeira's famous botanical gardens

Hop aboard Funchal's cable car and soak up panoramic views of the city

Opt to zoom back to square one on a wicker toboggan, or simply enjoy the bus ride back down



City walk and cable car

Join a walking tour of Dubrovnik, one of Croatia's UNESCO-listed cities

Climb up Mount Srđ in a cable car, and get 10/10 views from the top

See top sights like Onofrio's Fountains and a Baroque-style cathedral

To help you choose the shore excursions most suitable for you, we've sorted them into the following four categories:

Energetic

These will include a sport or a physical activity.

Active

These will have a considerable amount of walking - either over long distances, over difficult terrain, or up and down numerous steps.

Moderate

These include some walking on more difficult terrain, or walking over longer distances on easy terrain.

Easy

These involve a limited amount of walking, on flat terrain and with fewer steps.

We also include useful hints and tips in the 'just so you know' section, so that's a good place to look if you're not sure if an experience is suitable for you.

Heard about our e-bike tours?

An e-bike tour's a great way to really get to the heart of a place. We have a collection of electric bikes onboard, and they have a pedal assist feature so you can enjoy the views without putting too much strain on your legs. Our Bike Leaders guide the way, showing you all the local highlights whether you prefer a gentle ride over flat ground or a more challenging route over hilly terrain. Speak to our Bike Leaders or our Destination Experiences team for more info.



All of our shore excursions can be booked with Destination Experiences, via the kiosks or on Navigate.

Pure pampering

There's nothing like a bit of pampering to help you get into the holiday spirit. Whether you want to relax those stiff muscles, get glowing skin or bouncy hair, our spa and salon treatments are just the tonic. We've picked out some of our favourites...

Best for...total relaxation

THERMAL SUITE EXPERIENCE

Take your spa day to the next level with access to the Thermal Suite. This serene space has therapeutic heated loungers and a detoxifying steam chamber that helps to eliminate toxins, ease muscular tension, and calm the senses. You could visit as a prelude to your treatment, or as a tranquil escape in its own right. Either way, you'll leave feeling relaxed and rejuvenated.

Best for...improving your energy

BODY BLUEPRINT

Make sure you visit our fitness centre where you can try the **InBody570** - a machine that takes a peek at your body's cellular health, measuring everything from muscle mass to metabolism, inflammation, and fluid retention levels. Our team can give you advice to help you reach your fitness goals, too.

Best for...helping with pain

ACUPUNCTURE

You don't have to feel ill to try this form of healing. While it's shown to help with back pain, inflammation, migraines and seasickness, acupuncture enhances relaxation, too. Our onboard acupuncturist also performs cupping to pull up tension from the body, which is then released by acupuncture.

Best for...windswept hair RED CARPET READY

Treat yourself to a glamorous look that's fit for the red carpet. Your hair will be nourished with a **Kérastase**® hair mask followed by a scalp massage and a blow dry. Finish with an **ELEMIS** Bright Eyes treatment and a Sun Glow bronzer application.



We've got a range of **ELEMIS** products available to buy, too, so you can recreate your spa experience at home.

Best for...youthful, glowing skin BIOTEC FIRM-A-LIFT

Give your face a fresh start with this skin-strengthening treatment. It combines massage with mild electro currents - AKA galvanic technology - to boost your skin. This safe and effective treatment leaves your face looking visibly lifted with greater contouring.

Best for...a brighter smile

MEGAWHITE® TEETH WHITENING

If you want a smile like a Hollywood A-lister, try our advanced Megawhite® Teeth Whitening treatment. This peroxide-free, pain-free treatment delivers instant results with no sensitivity - perfect for quick, visible whitening on the go.

Best for...looking younger without your friends knowing

MEDI-SPA

Try our new microneedling treatment for smoother, firmer and more toned skin. Or, pick one of our anti-wrinkle and lip filler treatments performed by our fully-qualified physician. Best of all, there's no downtime.

Keep an eye out for the daily Spa Specials in Cruise News or the Navigate app.



For more information, or to book a treatment, head to the spa reception, use the **Navigate app** or dial **7500** from the phone in your cabin.

BROAD STREET SHOPS



Bag a bargain

The Broad Street Shops are stocked with a huge range of products from the world's top brands. Plus, we can't be beaten on price - if you find a product cheaper ashore, we'll match the price. Here are our top picks of products to buy onboard...



Reasons to shop onboard

- Tax-free shopping
- Travel retail exclusives
- Specialist knowledge
- One year worldwide guarantee
- After sales care
- Special events

Please note that prices are correct at time of printing, and these items are subject to availability.

- 01 RayBan Justin in black rubber & grey polarised lenses
£137 (RRP £161)
You save £24
- 02 TAG Heuer Aquaracer Professional 200 Solargraph
£1,833 (RRP £2,200)
You save £367
- 03 Paco Rabanne Phantom EDT 100ML
£78 (RRP £97)
You save £19
- 04 Ariana Grande x Swarovski hoop earrings
£150 (RRP £179)
You save £29
- 05 ghd Chronos Max Wide Plate Hair Straightener in Black
£239 (RRP £299)
You save £60



Find the Broad Street Shops on **Deck 7**.



Capture your cruise memories

We know that no cruise is complete without some top-quality photos for you to look back on. That's where the onboard Photo Team and their Signature Photoshoot sessions come in. Here's the lowdown on what's on offer...

Signature photoshoot

Book an exclusive 30-minute photoshoot in either the private studio or at one of your favourite locations around the ship, starting from just £50. Photos are available in colour or black and white, and you'll be able to select your favourites during a laidback viewing with your photographer - if you decide you don't want any, that's fine, too. You can choose from digital copies, prints and framed photos - the latter will be shipped directly to your home.

Iris photography

Your eye is as unique as your fingerprint - and with our onboard iris photography, you can turn it into a work of art. Iris art is the latest technological innovation in the photography world, capturing the beauty of your eye with clarity and detail. Please ask our Photo Team for more information.



For more info, stop by **The Photo Gallery**.

Make things easy with Navigate

Ever wanted to book a slot at your favourite onboard restaurant without leaving your cabin or sunbed? Well, there's an app for that - it's called Navigate.



Our onboard app is like having your own personal cruise planner in the palm of your hand, and you can use it to manage lots of different aspects of your cruise. Let's take a look at what it can do...

Book your next cruise

If you're already dreaming of your next holiday on the high seas, you can book it onboard - just visit Destination Experiences to chat to one of our friendly team members. They'll help you find something that's right up your street.

Reserve a table at a speciality restaurant

You can reserve a table at any of our speciality restaurants on the Navigate app or by using one of the kiosks dotted around the ship. You'll be able to view the menus in both places, too.

Order food and drink

We've reworked the way we do minibars. Instead of having a fridge with a selection of drinks in your cabin, you can pick what drink you fancy on the Navigate app, and we'll deliver it during the next turn-down service. There's a room service menu, too. Just so you know, these services are chargeable.

Book shore excursions


We've got dozens of top-class shore excursions for you to choose from, and you can browse and book any that take your fancy on the Navigate app. Just tap the 'Excursions' tab to see what's available.

See what's on offer for little ones

There are plenty of kid-friendly activities onboard Marella Voyager, and you can check out the full range on Navigate. Plus, you can take a look at the fussy eater-friendly food selection at our onboard restaurants through the app.



Keep your eyes peeled for a new version of Navigate, coming soon to all our ships.





Access Cruise News

Cruise News keeps you in the loop with daily updates. You can access it on the Navigate app, or check out the physical copy in your cabin. It's full of information about the day's activities, the opening hours for the ship's facilities and any daily offers.

Check your cruise account and bookings

All the information about your restaurant, spa and shore excursion bookings can be found in the 'My Account & Bookings' section on the Navigate app, so you can access it anytime.



For more information about Navigate and how to use it, visit Reception and one of our friendly crew will be able to walk you through the app.



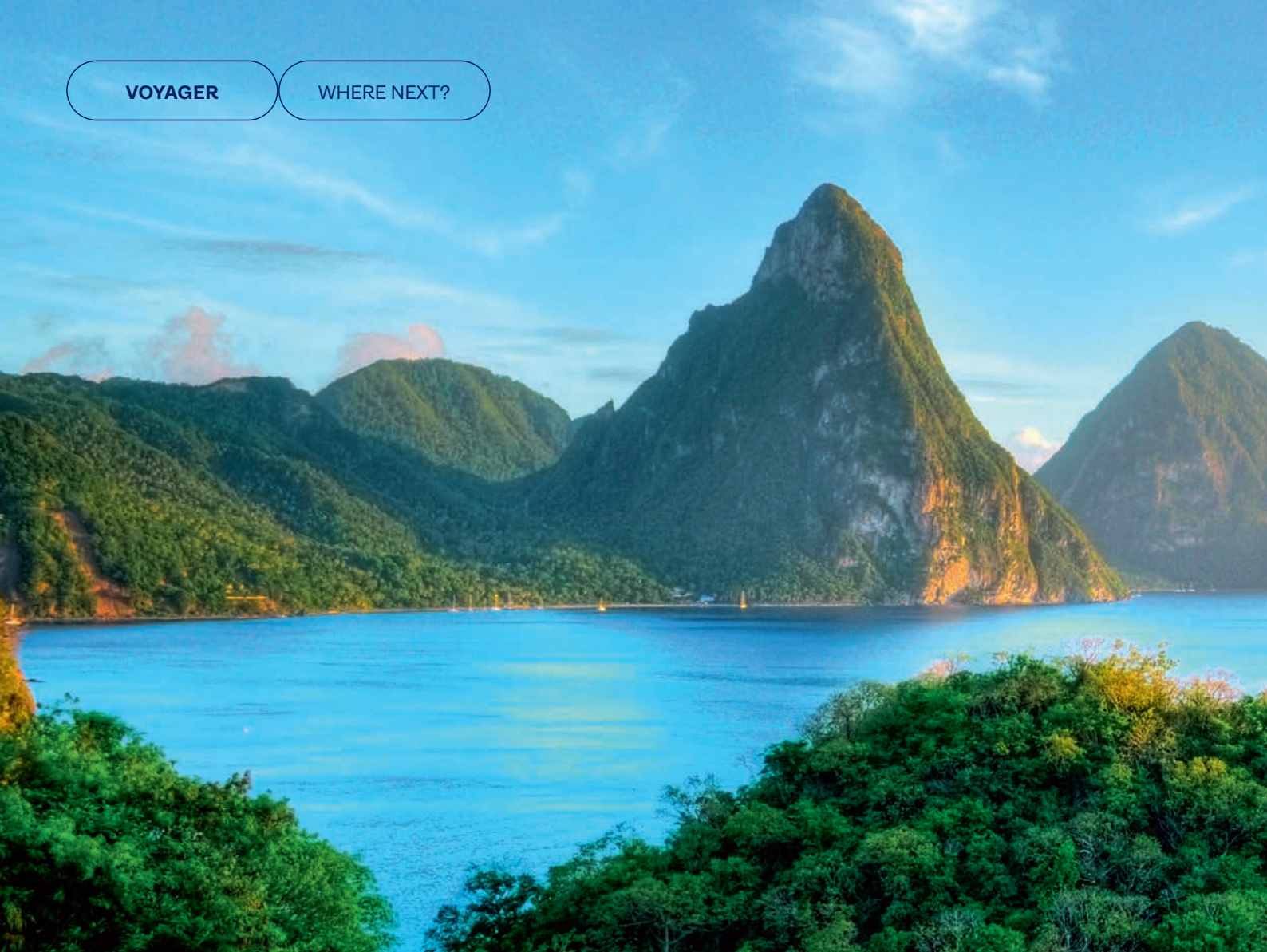
Our onboard app - Navigate - is your one-stop-shop for everything cruise-related, and it's completely free to use. Follow these simple steps to get started...

- 01 Turn on your Wi-Fi and connect to **Voyager Wi-Fi**
 - 02 Open your internet browser and type in '**navigate.tui**'. Or, scan the QR code.
- 
- 03 Enter your details into the relevant fields. You should now be connected to the Wi-Fi and ready to use Navigate.

Just so you know, you won't be charged for connecting to the ship's Wi-Fi whilst you're using the app.

VOYAGER

WHERE NEXT?



Sea you again soon

Wondering where to sail off to next? We've rounded up four of our favourite itineraries to give you a little dose of inspiration.



A Taste of the Tropics

This seven-night cruise around the Caribbean sets sail from Bridgetown - Barbados' capital. You'll see a balance of beaches fit for a postcard and colourful cities filled with souvenir shops and restaurants. Some key stops include St Lucia, where you can spot the famous Pitons, and Grenada, where you can wander around the pretty harbour.

Sailing on Marella Voyager
November 2026 to April 2027



Aegean Shores

On this cruise, you'll spend a week sailing around the Aegean Sea. You'll start your journey in Corfu, before stopping at Marmaris in Turkey, plus a few more Greek gems along the way. You'll visit Santorini, where whitewashed houses and blue domes decorate the cliffside, and Kefalonia, an island that's home to the vibrant seaside town of Argostoli.

Sailing on Marella Explorer
May to October 2027



Atlantic Islands

On this trip, you'll see the Canary Islands from all angles - think sandy beaches, sightseeing tours and lively cities. The ship sets sail either from Gran Canaria or Tenerife, and it makes stops along the way in Lanzarote, Fuerteventura and La Palma. There's a day at sea, and a visit to Funchal - Madeira's coastal capital city - too.

Sailing on Marella Discovery 2 and Marella Explorer

December 2026 to April 2027



Mediterranean Medley

You'll hop from country to country on this seven-night sailing, kicking off in Majorca's capital - Palma. Next up's Italy, where you'll visit Florence and Pisa, followed by the French Riviera's top spots, like Monaco and Nice. The ship docks at Barcelona and Valencia, too, where you can unwind with some tapas and a sangria pitcher.

Sailing on Marella Voyager

May to September 2027



Save when you book onboard

Book your next cruise while you're still onboard, and we'll throw in a pre-booked cabin free of charge. Just pop to Destination Experiences, where our friendly team will be happy to help.

Sustainability at Marella Cruises

Ever wonder what we're doing to reduce the environmental impact of our sailings? Director of Operations, Adrian Hibbert, gives the lowdown.

TUI has some challenging sustainability goals. How does Marella Cruises fit into these?

Collectively, TUI's cruise lines are aiming to reduce their carbon emissions by 27.5% by 2030 compared to 2019. We're at 10.5% so far, so we're making steady progress. We plan to achieve this through a combination of operational changes and investment in technology. We have other targets spanning People, Planet and Progress in support of TUI's Sustainability Agenda, including reducing single-use plastics, and providing sustainability training to crew.

Can you tell us about some of those operational changes?

It's mostly about making small changes that all add up. For example, we've been adjusting our itineraries to make sure that, wherever possible, we sail at the most economical speed to minimise fuel consumption and emissions. We also try to avoid starting our engines until everyone's onboard and we have clearance to leave port.

Can you tell us about some of the technology you've invested in?

By upgrading and refreshing equipment onboard, such as laundry and galley facilities, we can improve our energy efficiency as well as reducing water consumption. Larger projects include the installation of propeller caps, which increases the

efficiency of the ships' propulsion systems, reducing fuel consumption and therefore, emissions.

On Marella Discovery 2, we've installed an air lubrication system to the ship's hull, which reduces drag and friction by the power of bubbles, saving fuel. Other projects in the pipeline include waste heat recovery, re-using the energy from steam in other systems. We're also increasingly investing in biofuels. They're only a small percentage of our overall fuel mix at the moment, but we're set to increase this over the coming years to support further emissions reductions.

And what about reducing single use plastics and wider waste management onboard?

We work closely with our partners and suppliers to reduce problematic and unnecessary plastics across our operation. This year, we rolled out reusable laundry bags across the fleet, we undertook a reusable coffee cup trial in The Coffee Port, and we're working to reduce the consumption of single-use plastic water bottles onboard. All waste onboard gets separated into over 20 different categories to maximise recycling opportunities, too. It's important we all work together to reduce waste production and recycle all we can.



Cleaner Seas Group

We've partnered with Cleaner Seas Group - an environmental company committed to tackling the global crisis of microplastic pollution - to filter our laundry operations from micro-fibre plastics. This group develops world-leading technology, helping stop harmful fibres from getting into our oceans.

Cleaner Seas Group works in partnership with leaders across lots of industries, but that's not all - they have domestic filters so you can do your bit from home, too. The Indi™ home filter's simple and effective, stopping even the tiniest clothing fibres reaching the ocean.

You can get 15% off* an Indi™ home filter using our code: **GETONBOARD_SAVETHESEA15**

*This promo runs from 01/11/25 to 31/10/26. T&Cs apply - see cleaner-seas.com/pages/terms-and-conditions.



Water stations

We're on a journey to eliminate problematic and unnecessary single-use plastics. By removing and swapping items for more sustainable alternatives, like wooden ice-cream spoons and laundry bags, we've avoided using over nine million pieces of single-use plastic since 2019.

We've also installed water stations in most stairwells on the cabin decks. If they're not on your deck, they'll be one up or one down. The water is very safe to drink - it's filtered through our reverse osmosis water plant onboard, and the fountains filter it a second time to give you the perfect glass of water.

You can fill the carafes from your cabin, a bottle from home, or you can buy a reusable bottle from Broad Street Shops.


Here's where you'll find them...

- 01 Decks 4, 8, 9 and 10:
Forward, mid-ship and aft stairwells
- 02 Deck 5: Forward stairwell
- 03 Deck 12: Aft stairwell



In 2024, Marella Voyager conducted our first biofuel trial that reduced our emissions by 22.5% over 1,699 nautical miles. We plan to use a further 7,500 tonnes of biofuel throughout 2025 across the Marella fleet.

Did you know all our ships have an **Environmental Officer onboard?** They ensure we're complying with all local and national regulations, and educate the rest of the team on ways to be more environmentally friendly in all they do, from waste disposal to water treatment and management.



Safeguarding the seas

We want our cruises to have a positive impact on the places you visit, which is why we proudly support TUI Care Foundation. This initiative works on meaningful projects like replanting coral reefs, protecting endangered sea turtles and helping local communities build sustainable livelihoods through tourism. Together, we can help protect the beauty and biodiversity of our oceans and create a cleaner, healthier future for marine life and coastal communities.

How can you help us?

There are lots of small ways you can help us while onboard. Simple things like re-using your towels and turning the tap off when you're brushing your teeth are a great start, as we make a lot of our water onboard which requires energy.

Food-wise, be mindful of what you put on your plate - our buffets generate about 13% more food waste than our à la carte restaurants, so only take what you can eat. We have segregated bins to help us recycle, so make sure you look out for them when you're finished with your meal. We'd also encourage you to support communities while you're out exploring destinations by shopping and dining locally.

Cayo Levantado, Samana, Dominican Republic



Discover the Dominican Republic

From sandy peninsulas to shady coconut groves, a cruise to this Caribbean Island is your chance to press pause.



**Dominican
Republic**
Has it All

Safety onboard

Taking care

Unlike a hotel, a ship moves around – sometimes unexpectedly – so you should take extra care when walking around the ship and its stairwells, and please use the handrails where you can. Please take extra care when in your bathrooms, as there's a large step and the floors could be slippery. Remember that doors, especially to the open decks, may be heavier than you're used to, and may have a raised lip to step over. Please keep clear of automatic doors and lift doors when they're moving. It's also important to never sit or stand on handrails, or to let your children do this. Parents must look after their children at all times, especially in the pools, which don't have lifeguards on duty. For their own safety, children under the age of 13 aren't allowed to use the whirlpool baths, with or without supervision.

Preventing fire

Please take particular care when using electrical appliances in your cabin, and do not leave items like mobile phones and laptops charging while you're not in your cabin, as this poses a fire risk. Remember 'straight off, straight away'.

Smoking

Onboard Marella Voyager, smoking, including the use of electronic cigarettes, is only permitted in designated areas on the deck. This means you can't smoke anywhere inside the ship, including your cabin and balcony area.

Health and sanitation

We want you to have a happy and healthy cruise, so please wash your hands regularly and use the 'sanitise as you go' dispensers around the ship as often as possible. Please sanitise your hands every time you board the ship, when entering the restaurants and after you've used the bathroom.

Disposal of medical equipment

If you've got any special medical needs, like sharps boxes or medical bins, just let your Cabin Steward, Guest Experience Co-ordinator or Reception know as soon as possible, and we'll get everything sorted for you straight away. For the safety of our crew, please don't dispose of any medical needles in the general waste bins.

Water

The tap water is safe to drink, but – due to international safety standards – is chlorinated. We've popped water dispensers around the ship, so you can help yourself to H2O. Plus, you'll find a handy, refillable carafe in your cabin.

Seasickness

Most guests have no issues with seasickness on our ships, due to their hull design, avoidance of adverse weather, and use of stabilisers. But if you do experience seasickness, there are a number of ways you can treat your symptoms.

- Wristbands – available from the onboard shop
- Anti-seasickness tablets – available from Reception and the Medical Centre
- Anti-seasickness injection – available from the Medical Centre*

Emergency procedures

Safety information and muster station sign-ins

We've changed the way we do safety drills onboard our ships. Once you get onboard, you'll be able to access our onboard app, Navigate – you'll use this to keep track of everything. When you board the ship, you'll have to watch a mandatory pre-recorded video that tells you everything you need to know about where to find your life jackets, where your muster station is, and what to do if there's an emergency. You'll either watch the video on the Navigate app, or on the TV in your cabin. All guests aged over 12 years need to watch the video. If you struggle to work the app, or have problems watching the video, our friendly crew will be on hand to help. Then, you'll need to visit your muster station. Your muster station's location is printed on your cruise card – we recommend having this on you at all times. You have to scan your cruise card in at your muster station during one of the allocated time slots – you'll find all this information on Navigate. Once you've scanned in and asked one of our crew any questions you might have, you're all set to kick back and relax.

Muster Stations and lifeboats

Your Muster Station is a safe location where you can gather in an emergency. This is also where you'll be directed to the lifeboats, if necessary. Check out the safety notice in your cabin to find out the location of your Muster Station.

Electronic mustering

Onboard Marella Voyager, we use an electronic mustering system. This means we can account for all guests rapidly and accurately during drills and emergencies. Please carry your cruise card with you at all times, and display your card when requested by guides and Muster Station personnel. You'll also need to ensure that you get your card scanned when you arrive at your Muster Station, which will register your attendance.

Your life jacket

Life jackets are stored in a marked location in your cabin and are also available at your Muster Station. Please take note of their location and try your life jacket on as directed. Life jackets for children and babies will be provided on request.

The general emergency signal

In the unlikely event of an emergency, there'll be various signals and alarms. The general emergency signal is seven short blasts, followed by one long blast of the ship's whistle and internal alarm system. If you hear this signal, stay calm and follow these procedures...

If you are in your cabin, collect:

- Something warm to wear
- Any prescribed medications
- Your life jacket

Then go straight to your Muster Station, and wait for instructions from the crew.

If you are not in your cabin:

- Go straight to your Muster Station, where you'll be given a life jacket.

If there's smoke in the corridor, stay as close to the floor as possible where the air is clearer and the lighting will be easier to see. Children at the kids' club will be given a life jacket and taken straight to their Muster Station to meet their parents.

Safety notice

You'll find a safety notice on the back of, or near your cabin door, with vital information about your Muster Station number, the routes to reach it and how to wear your life jacket correctly. If you have any other questions, please ask Reception or your Cabin Steward.

Ship facts

Voyager



1,912 passengers

32.2m beam width

956 cabins

8.5m draft

14 decks

77,303 GT tonnage

10 passenger lifts

Registry **Malta**

Cruising speed **19 knots**

Joined the fleet in **2023**

110 & 220V/AC domestic electrical supply

Built for **Celebrity Cruises**

263.88m long